

Chandrapal Dadsena
Government College,
Pithora,
Mahasamund (C.G.)

Feedback Report

2020-21



[Handwritten Signature]
Principal
Chandrapal dadsena Govt.
College Pithora
Distt-Mahasamund(C.G.)

STUDENT FEEDBACK 2020-21

SCORING			
4	3	2	1
A	B	C	D
Very good	Good	Satisfactory	Unsatisfactory

Questions Student-Academic Feedback form

Q. Code	Parameters
Q1	Depth of the course content including project work, if any
Q2	Extent of coverage of course
Q3	Applicability / relevance to real life situations
Q4	Learning value (in terms of knowledge, concepts, manual skills, and analytical abilities and broadening perspectives)
Q5	Clarity and relevance of textual reading material
Q6	Relevance of additional source material (online/library)
Q7	Extent of effort required by students
Q8	Provision of sufficient time for feedback
Q9	Overall rating

Questions Student-Faculty Feedback form

Q. Code	Parameters
Q1	Knowledge base of the teacher (as perceived by student)
Q2	Communication Skills (in terms of articulation and comprehensibility)
Q3	Sincerity / Commitment of the teacher
Q4	Interest generated by the teacher
Q5	Ability to integrate course material with environment/other issues, to provide a broader perspective
Q6	Ability to integrate content with other courses
Q7	Accessibility of the teacher in and out of the class (includes availability of the teacher to motivate further study and discussion outside class)
Q8	Ability to design quizzes/Tests/ assignments/ examinations and projects to evaluate students understanding of the course
Q9	Overall rating

Questions Teachers-Academic Feedback form

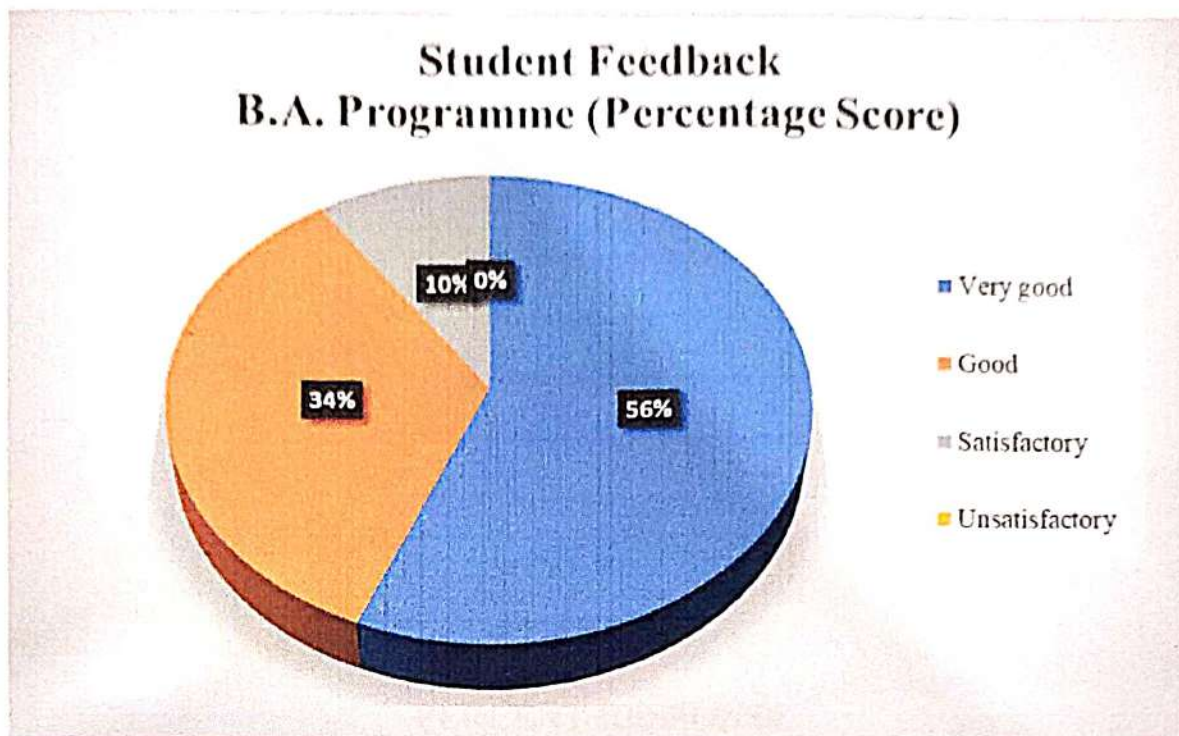
Q. Code	Parameters
Q1	Depth of the course content including project work, if any
Q2	Extent of coverage of course
Q3	Applicability / relevance to real life situations
Q4	Learning value (in terms of knowledge, concepts, manual skills, and analytical abilities and broadening perspectives)
Q5	Clarity and relevance of textual reading material
Q6	Relevance of additional source material (online/library)
Q7	Extent of effort required by students
Q8	Provision of sufficient time for feedback
Q9	Overall rating



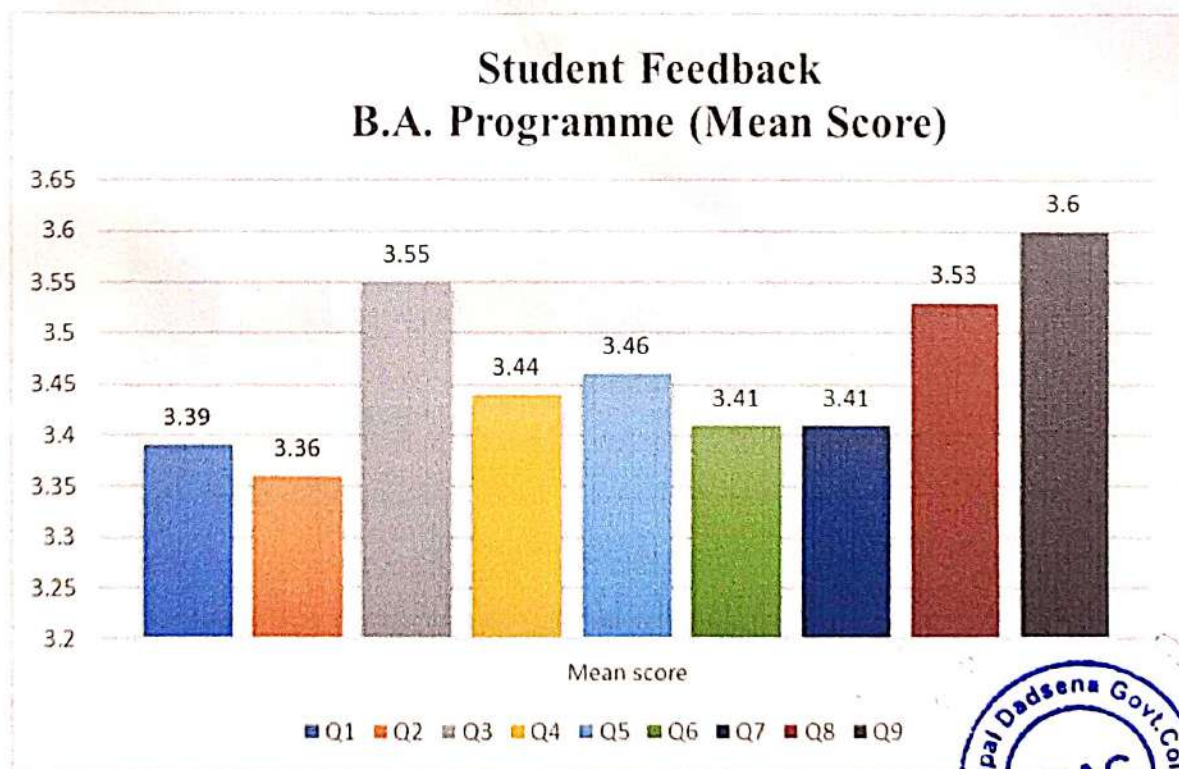
Result Analysis & Reports

No. of students participating – B.A. Programme (58) = Total 221

Student Feedback – B.A. Programme



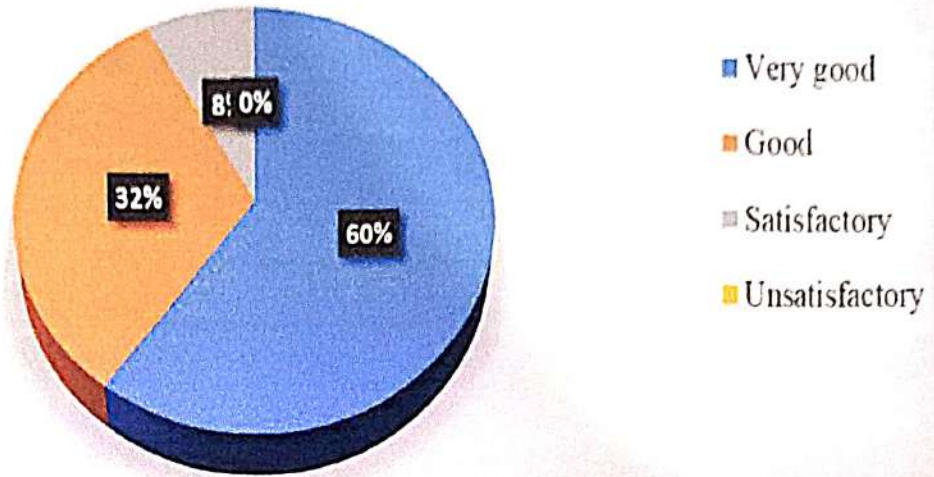
PERCENT RESPONSE



No. of students participating – B. COM (36) = Total 36

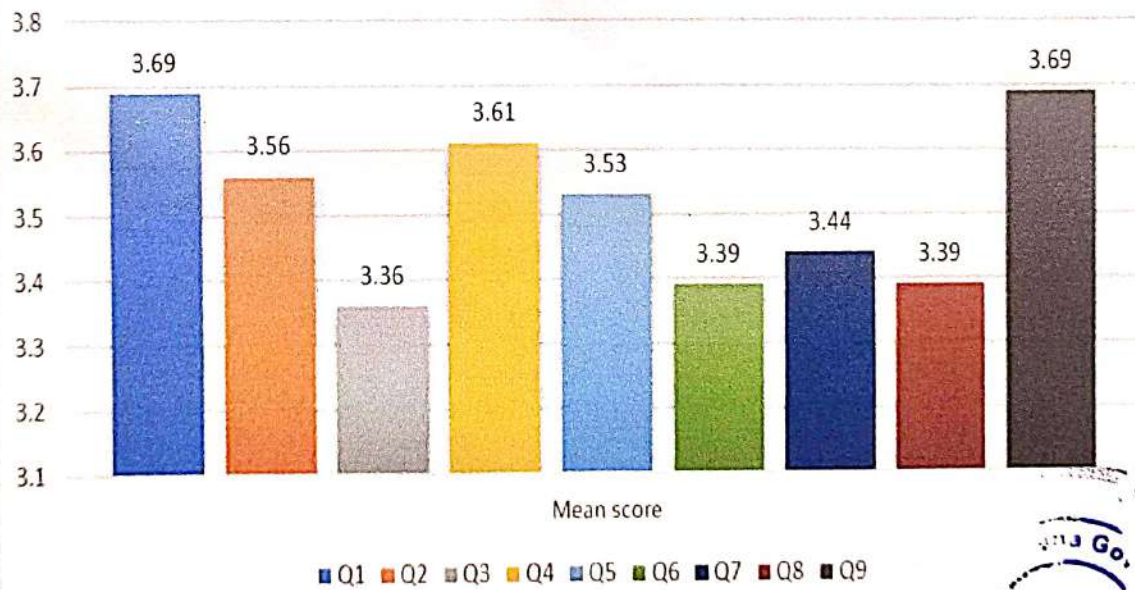
Student Feedback – B. COM Programme

**Student Feedback
B. COM (Percentage Score)**



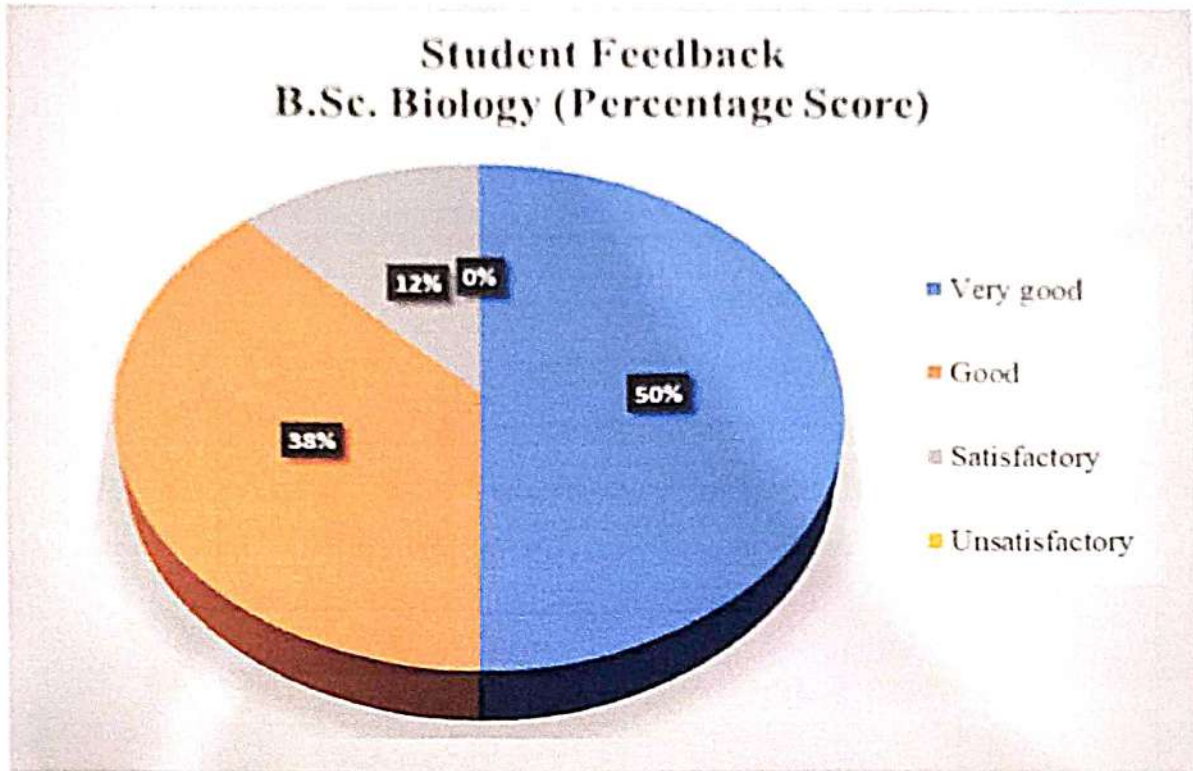
PERCENT RESPONSE

**Student Feedback
B. COM (Mean Score)**

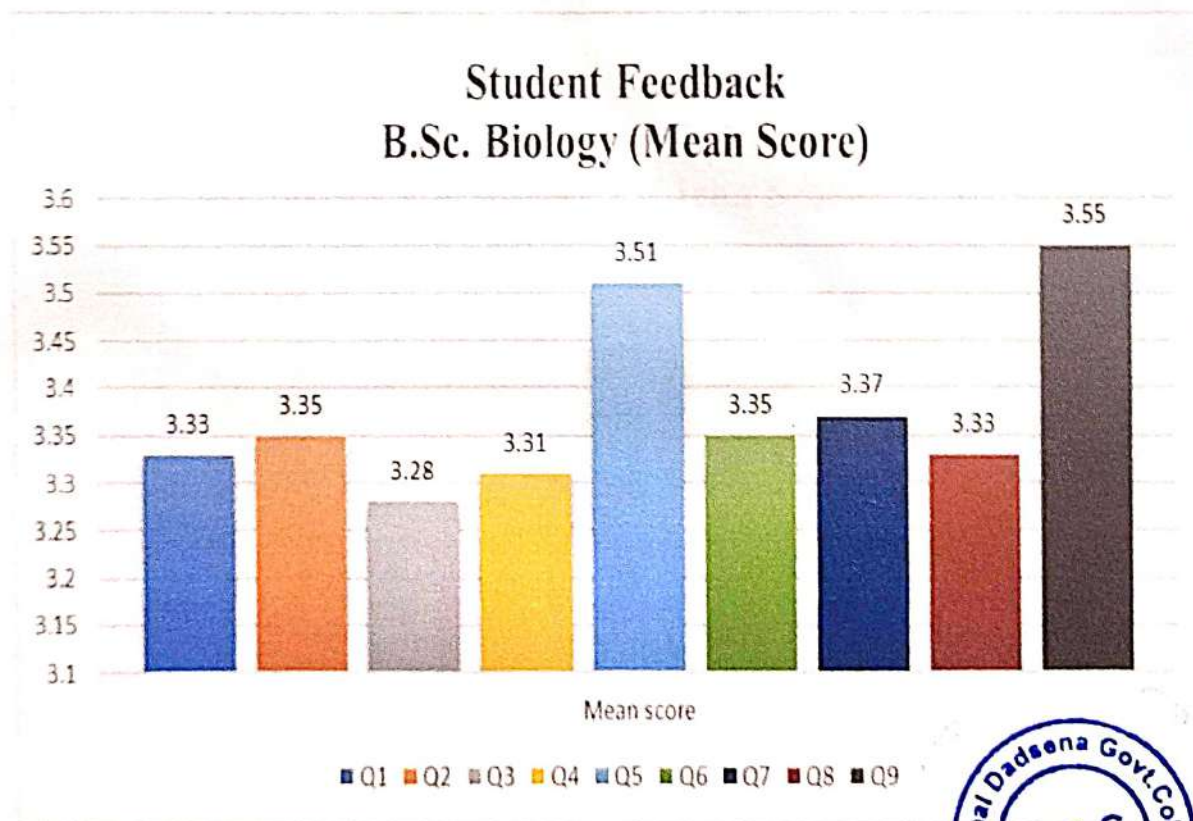


No. of students participating – B.Sc. Biology (45) = Total 92

Student Feedback – B.Sc. Biology



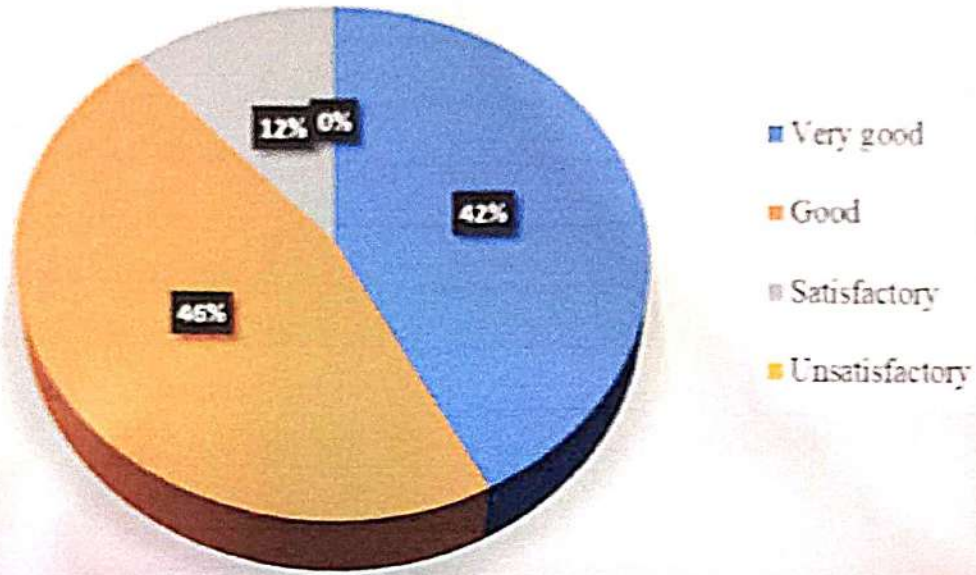
PERCENT RESPONSE



No. of students participating – B.Sc. Mathematics (23) = Total 23

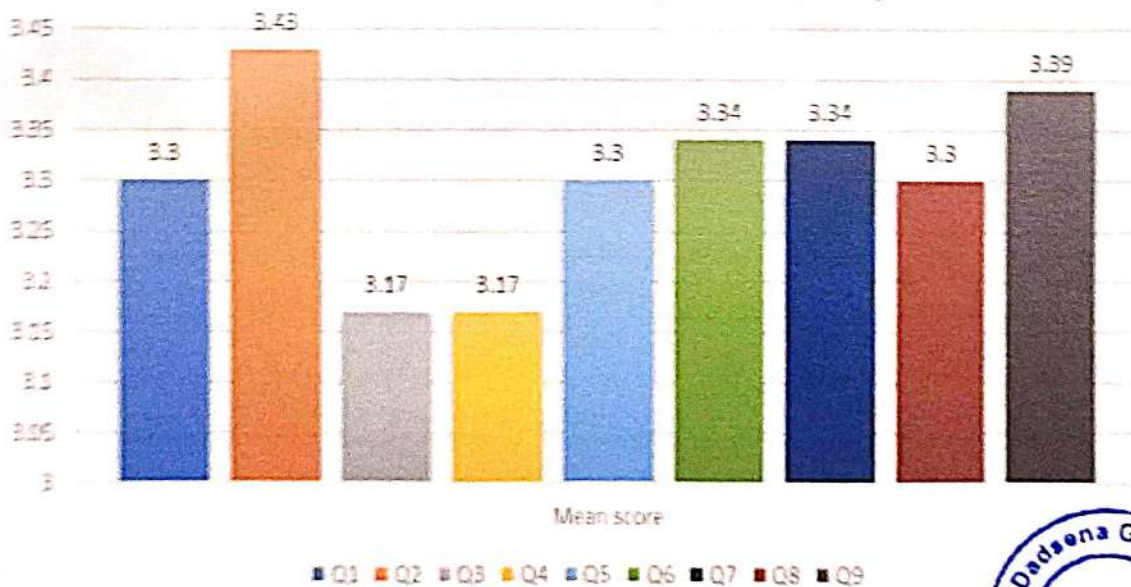
Student Feedback – B.Sc. Mathematics

Student Feedback B.Sc. Mathematics (Percentage Score)



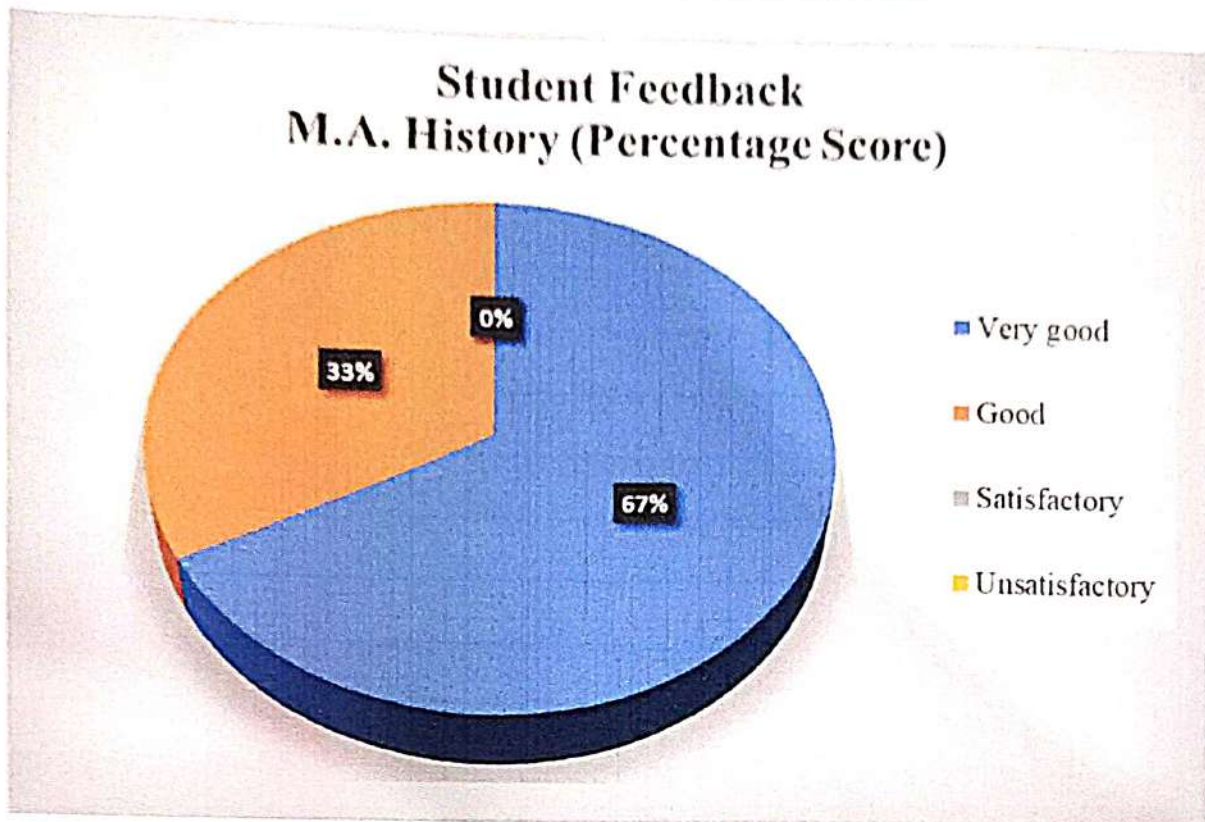
PERCENT RESPONSE

Student Feedback B.Sc. Mathematics (Mean Score)

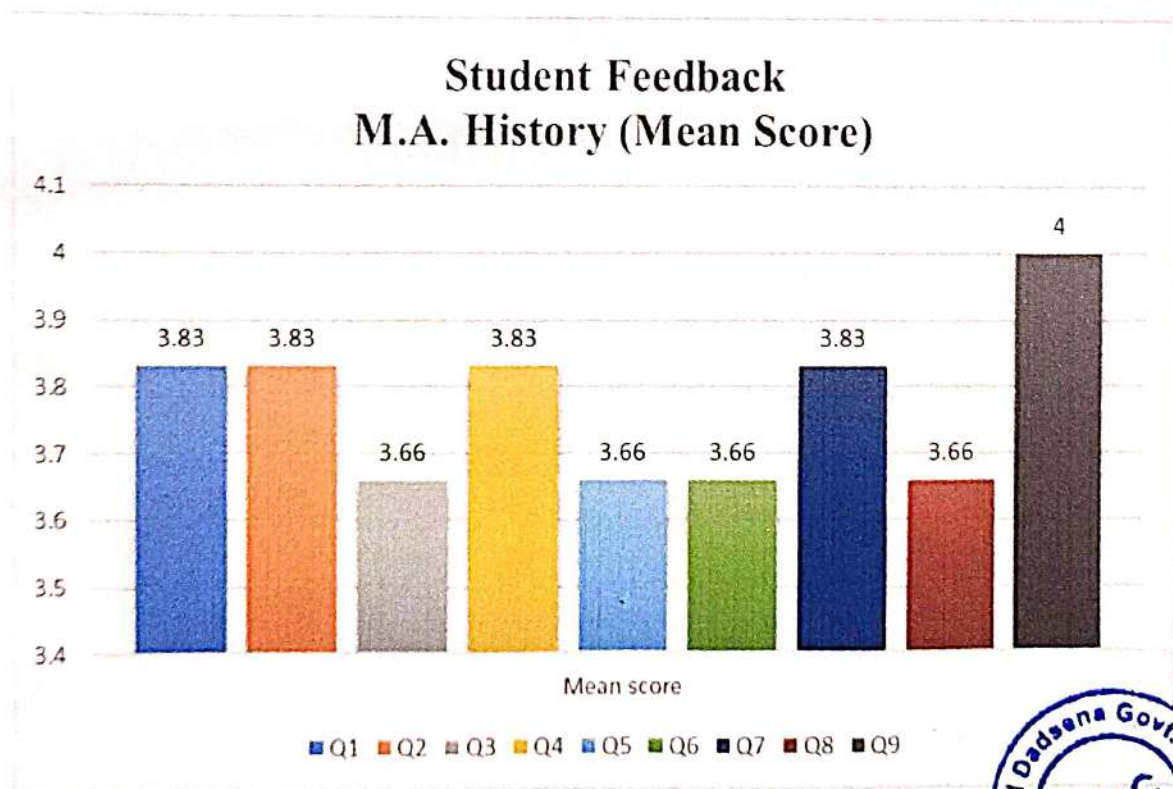


No. of students participating – M.A. History (4) = Total 4

Student Feedback – M.A. History

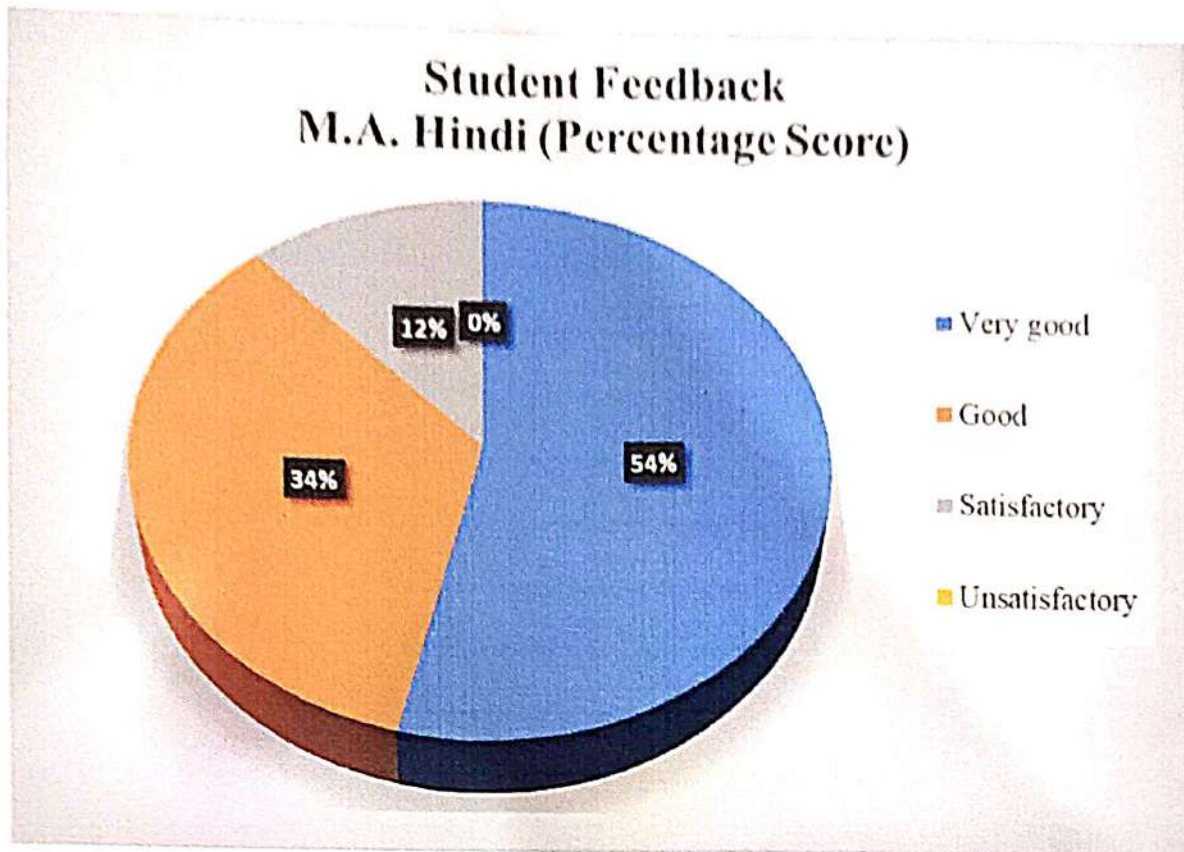


PERCENT RESPONSE

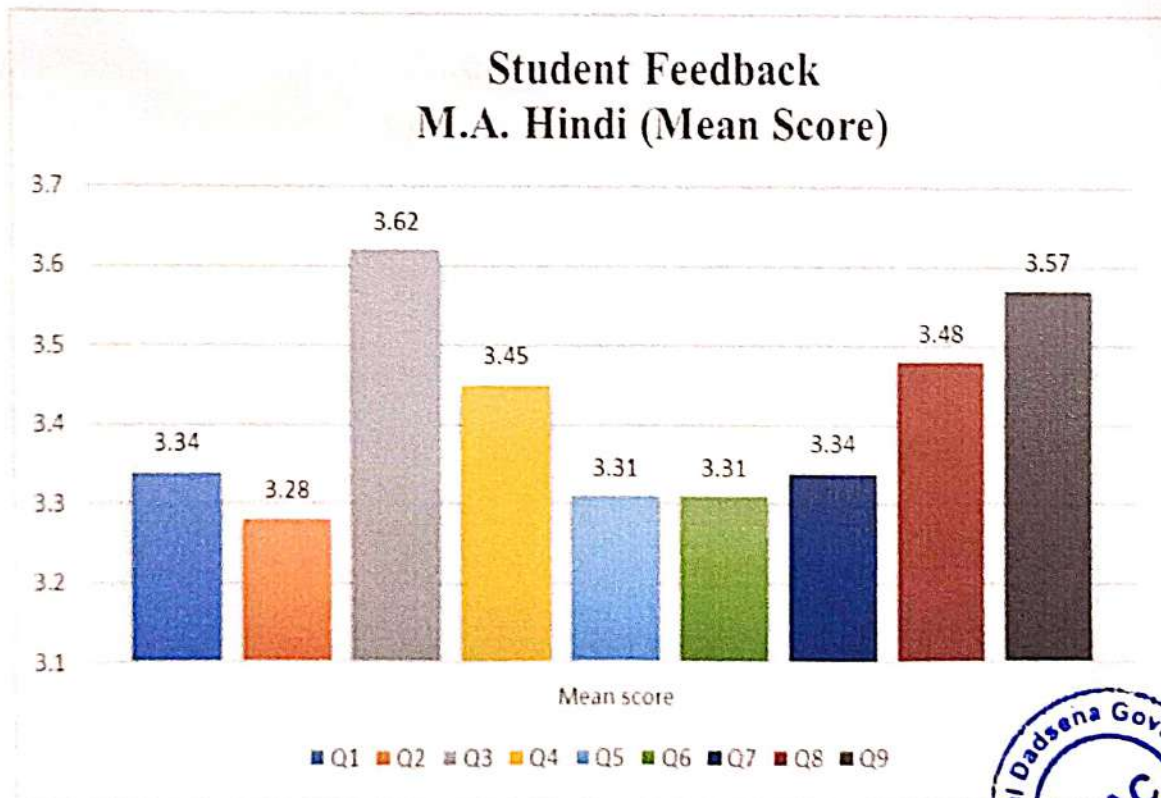


No. of students participating – M.A. Hindi (35) = Total 46

Student Feedback – M.A. Hindi

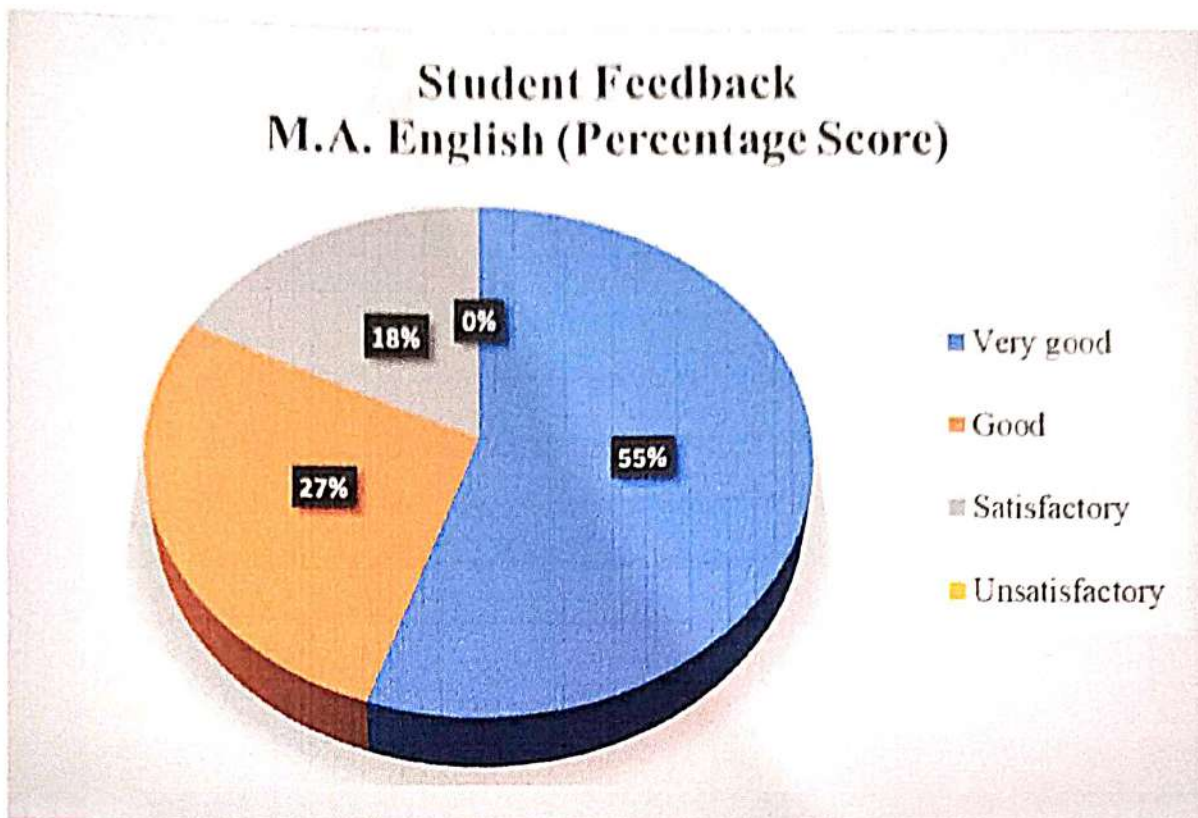


PERCENT RESPONSE

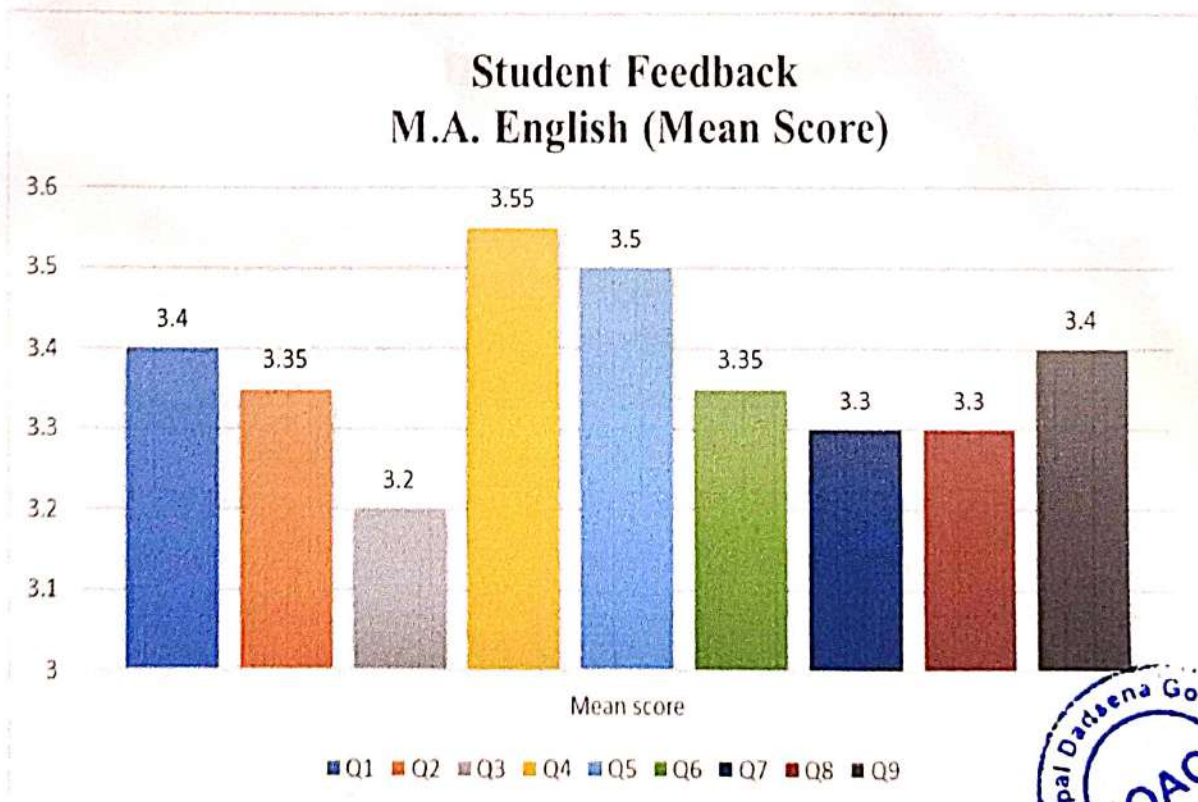


No. of students participating – M.A. English (20) = Total 20

Student Feedback – M.A. English

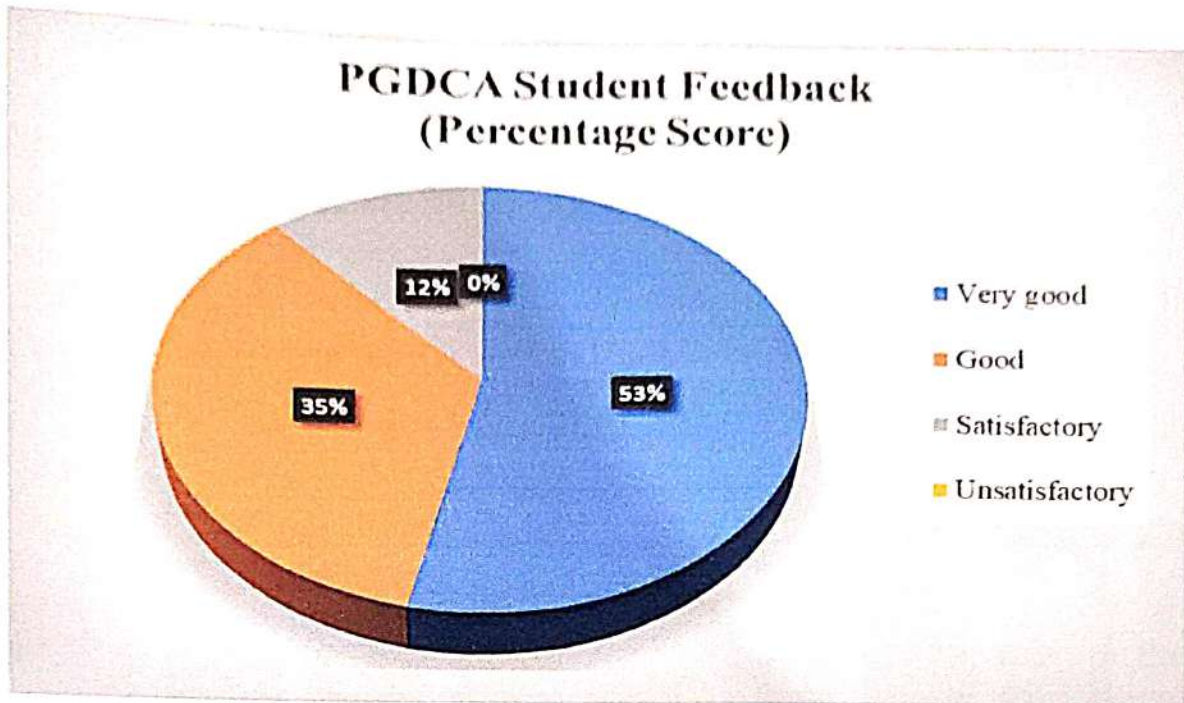


PERCENT RESPONSE

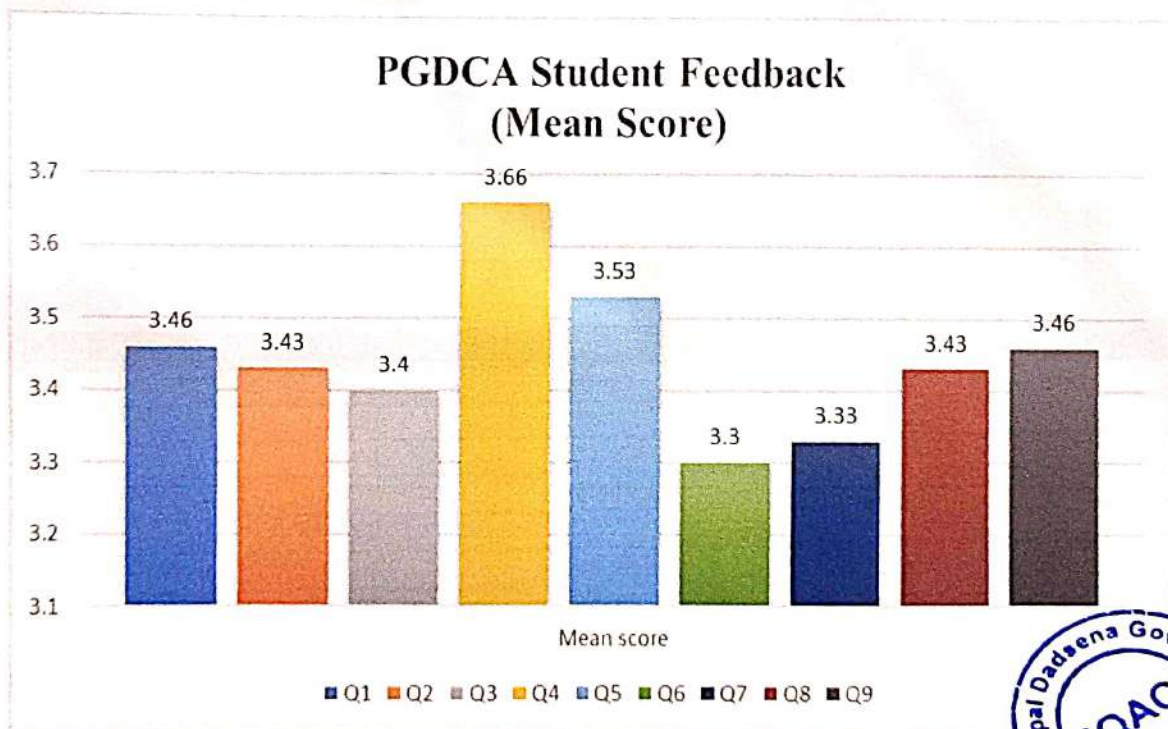


No. of students participating – P.G.D.C.A (30) =Total 60

Student Feedback - P.G.D.C.A



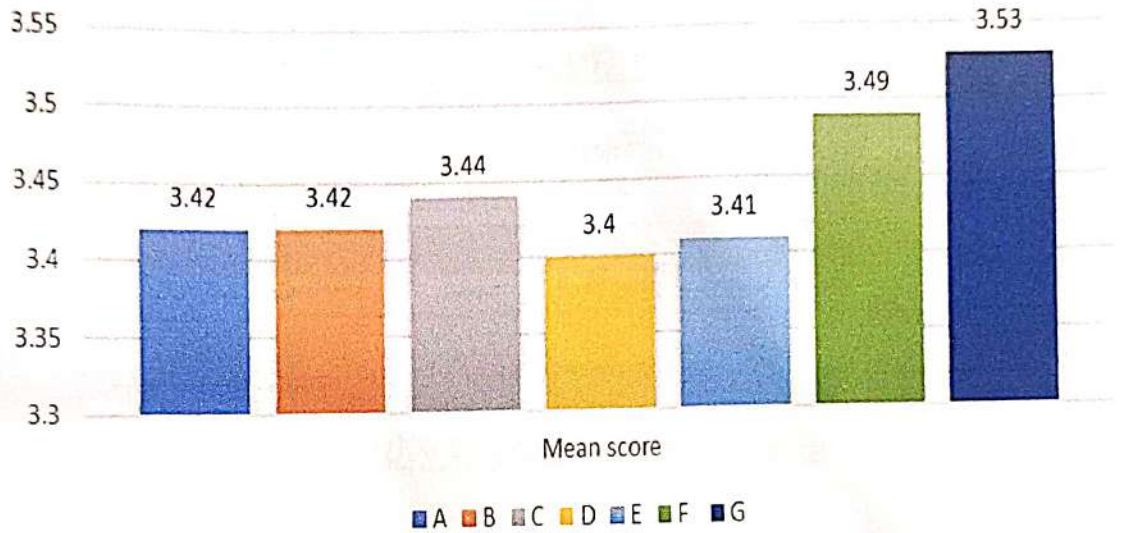
PERCENT RESPONSE



Faculty Student Feedback

Abbreviations	Name of Faculty	Mean Score
A	Dr. S. S. Tiwari	3.42
B	Dr. S. S. Diwan	3.42
C	Dr. P. K. Ravi	3.44
D	Dr. Shruti Jha	3.40
E	Dr. Pramila Nagwanshi	3.41
F	Smt. Pratima Chandrakar	3.49
G	Mr. Jitendra Kumar Patel	3.53

Faculty Student Feedback Faculty Overall Mean Score

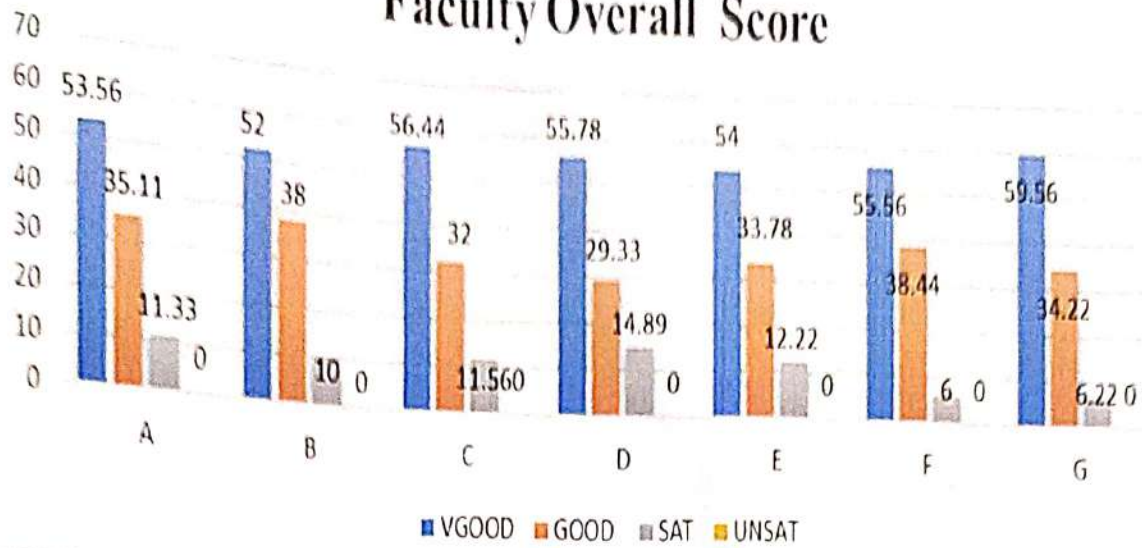


PERCENT RESPONSE TO FACULTY

FACULTY	VGOOD	GOOD	SAT	UNSAT
A	53.56	35.11	11.33	0
B	52.00	38.00	10.00	0
C	56.44	32.00	11.56	0
D	55.78	29.33	14.89	0
E	54.00	33.78	12.22	0
F	55.56	38.44	6.00	0
G	59.56	34.22	6.22	0



Faculty Overall Score



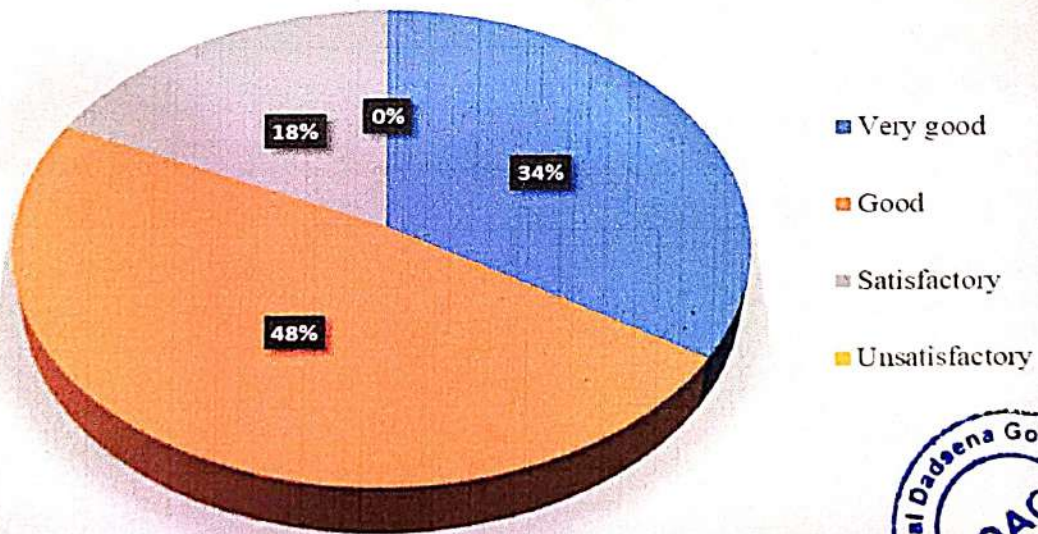
FACULTY FEEDBACK 2020-21

SCORING			
4	3	2	1
A	B	C	D
Very good	Good	Satisfactory	Unsatisfactory

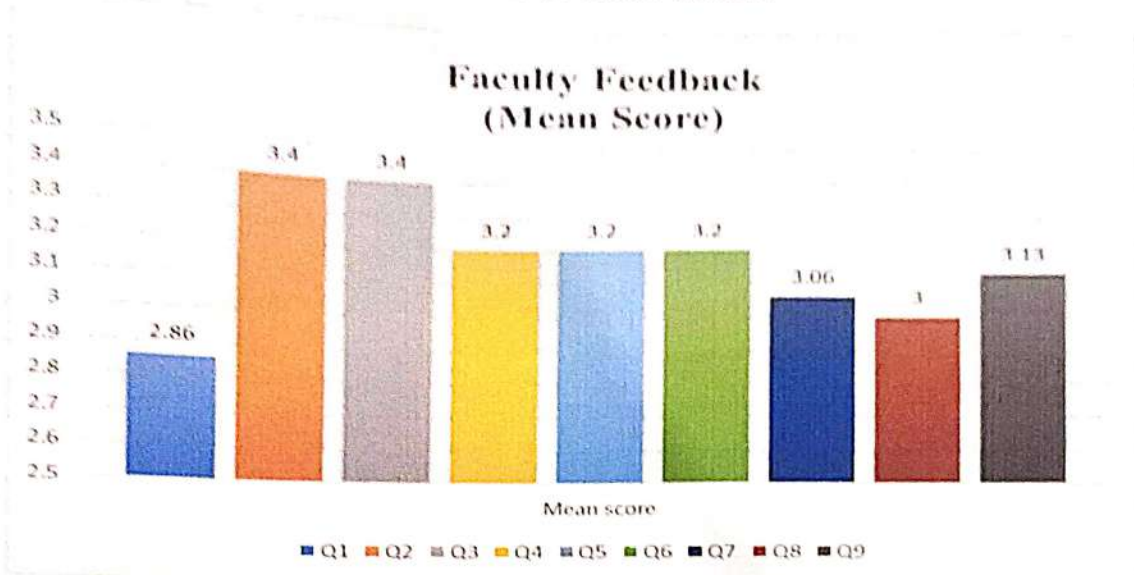
No. of Faculty participating – 15

Faculty Feedback – Academic

Faculty Feedback (Percentage Score)



PERCENT RESPONSE



ACTION TAKEN REPORT

The overall score given by students and faculty was circulated among the faculty members, guest faculty and JBS faculty to take necessary measures with the request for improvement in teaching.



Name of Faculty
Professor in charge

Feedback

S...
Principal
Chandrapal dadsena Govt.
College Pithora
Distt-Mahasamund(C.G.)

Chandrapal Dadsena
Government College,
Pithora,
Mahasamund (C.G.)

PARENT, ALUMNI & EMPLOYER

Feedback Report

2020-21




Principal
Govt College Pithora
Distt Mahasamund(C G)

Result Analysis & Reports

PARENT FEEDBACK – ACADEMIC

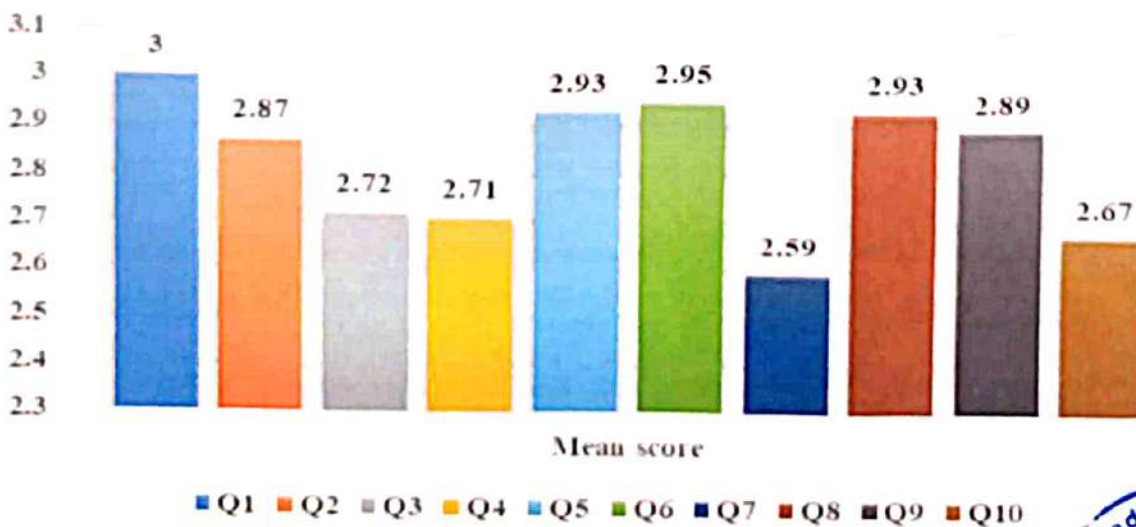
SCORING			
4	3	2	1
A	B	C	D
Very good	Good	Satisfactory	Unsatisfactory

Questions Parent Feedback form

Q. No.	Parameters
Q1	Guidance provided by the teachers for exam preparation
Q2	Contribution of the college in the personality development of the students
Q3	Interest taken by the college management in solving your problems
Q4	The College environment for competitive exams
Q5	The Level of the teacher-student relationship
Q6	The Standard of syllabus prescribed for different classes
Q7	The college's response to your complaints
Q8	The level of teaching of the professors
Q9	Level of personal relationship of the professors with the students
Q10	The status of the college in terms of modern education tools

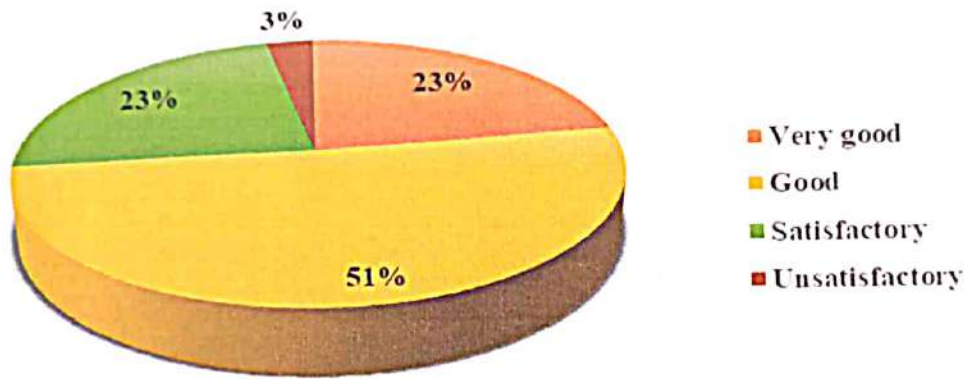
No. of Parents participating = 149

Parent Feedback (Mean Score)



PERCENT RESPONSE

Parent Feedback (Percentage Score)



ALUMNI FEEDBACK – ACADEMIC

SCORING				
5	4	3	2	1
A	B	C	D	E
Excellent	Very good	Good	Satisfactory	Unsatisfactory

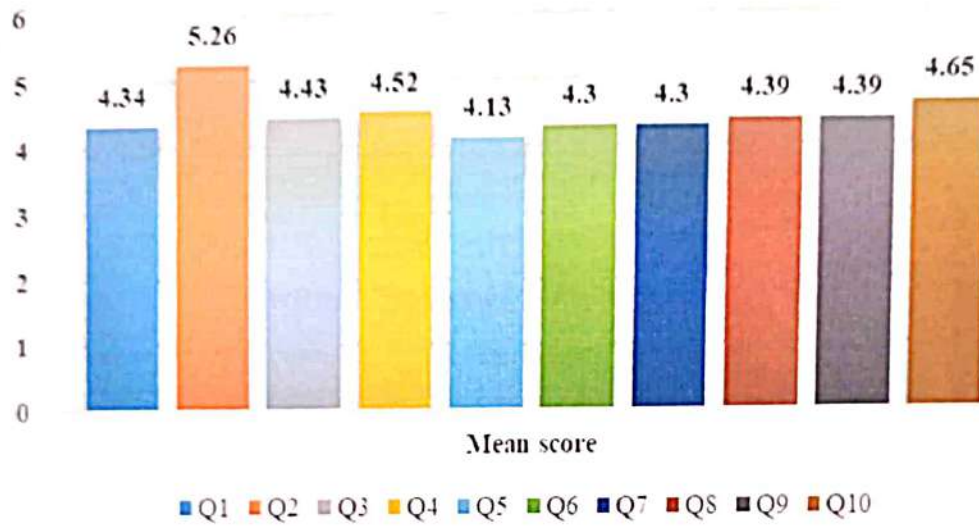
Questions Alumni Feedback form

Q. No.	Parameters
Q1	Your experience regarding learning in this college
Q2	Standard of education system in the college
Q3	How was the college management
Q4	The level of guidance from the professors
Q5	Experience with practical work and laboratory staff in the college
Q6	Level of sports system in the college
Q7	Level of improvement in the educational system of the college in the present time as compared to the past
Q8	What was the level of cultural activities in the college
Q9	What was the role of the college in the development of moral values
Q10	How was the behaviour of the professors towards the students



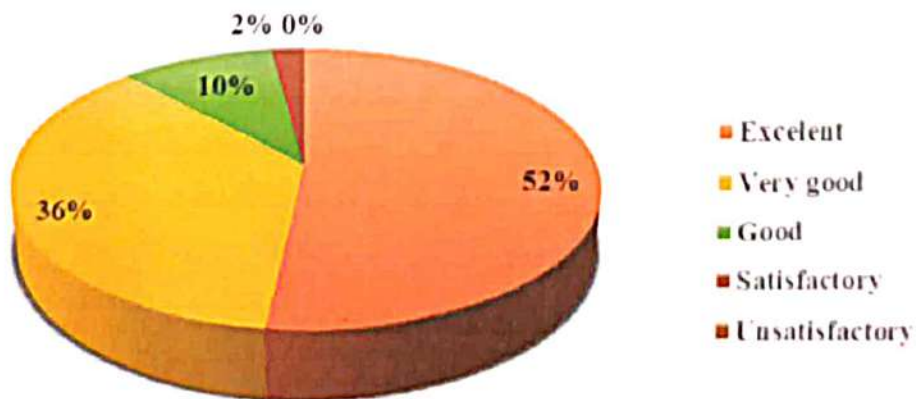
No. of Faculty participating – 23

Alumni Feedback (Mean Score)



PERCENT RESPONSE

Alumni Feedback (Percentage Score)



EMPLOYER FEEDBACK – ACADEMIC

SCORING			
4	3	2	1
A	B	C	D
Very good	Good	Satisfactory	Unsatisfactory

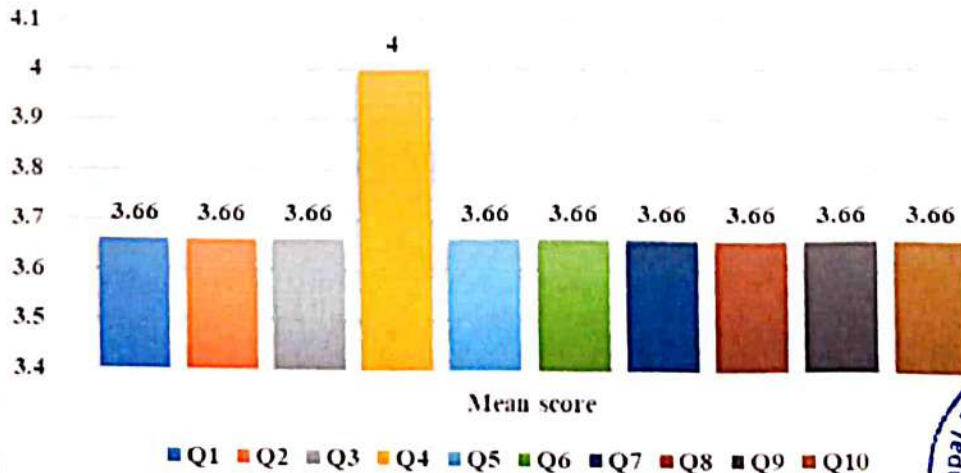
SCORING			
4	3	2	1
A	B	C	D
Yes	Less	No	No Comment

Questions Employer Feedback form

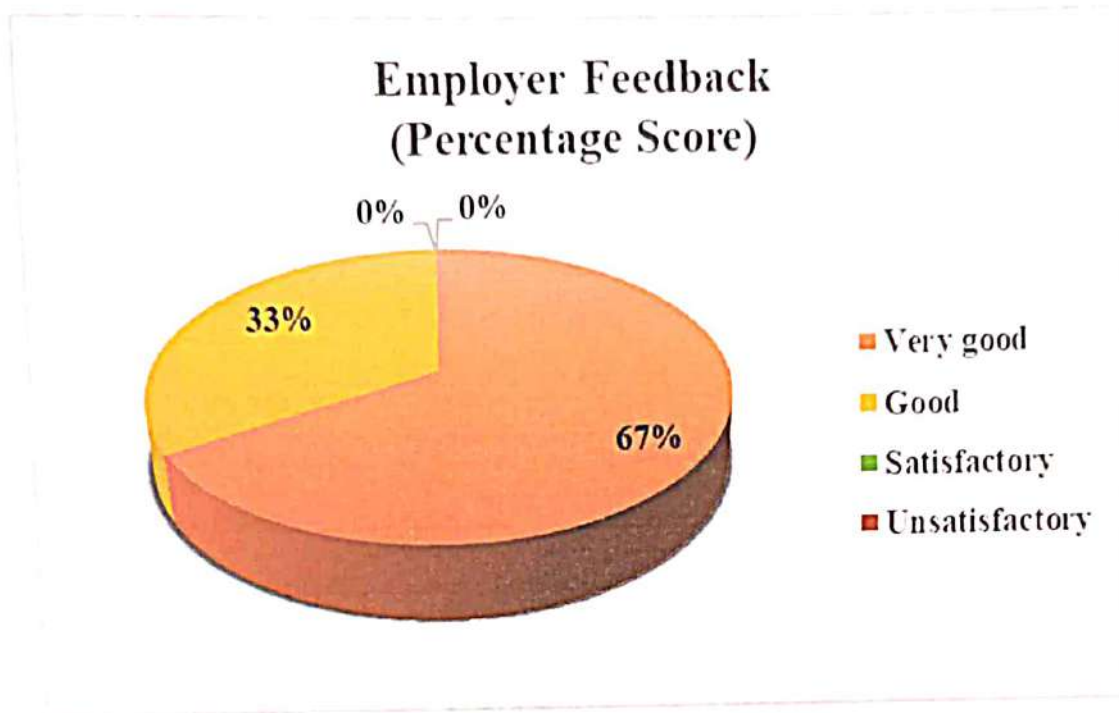
Q. No.	Parameters
Q1	Working level of the employee
Q2	Discipline level of the employee
Q3	Behaviour of the employee with his/her colleagues
Q4	Does the employee use his ability/skills in the interest of the organization
Q5	Are the tasks assigned to the employee completed within the time limit
Q6	Level of use of modern technologies by the employee
Q7	Employee's level of loyalty to towards the organization
Q8	Level of employee's ethics/morality
Q9	Employee's attitude towards the problems that arise
Q10	Personality of the employee

No. of Employer participating = 3

Employer Feedback (Mean Score)



PERCENT RESPONSE



ACTION TAKEN REPORT

The overall feedback and score given by Parents, Alumni & Employer was circulated and discussed among the Regular faculty, Guest faculty and JBS faculty members in general meeting. Advices, suggestions and ideas are taken by members to take necessary measures with a request for improvement.

Name of Faculty
Professor in charge
Feedback

[Handwritten signature]



[Handwritten signature]

Principal
Govt. Collage Pithora
Distt Mahasamund (C G)

Summary of feedback Analysis: Result, interpretation & Action Taken Report


Session 2020-21

Students' Overall Rating for the program

Q. No.	Parameters	Very Good	Good	Satisfactory	Unsatisfactory	Total
Q1	Depth of the course content including project work, if any	52.99%	36.65%	10.36%	0%	100%
Q2	Extent of coverage of course	51.79%	36.25%	11.95%	0%	100%
Q3	Applicability / relevance to real life situations	53.78%	33.07%	13.15%	0%	100%
Q4	Learning value (in terms of knowledge, concepts, manual skills, and analytical abilities and broadening perspectives)	53.78%	35.06%	11.16%	0%	100%
Q5	Clarity and relevance of textual reading material	54.58%	36.65%	8.76%	0%	100%
Q6	Relevance of additional source material (online/library)	46.61%	43.03%	10.36%	0%	100%
Q7	Extent of effort required by students	52.19%	33.86%	13.94%	0%	100%
Q8	Provision of sufficient time for feedback	53.39%	35.06%	11.55%	0%	100%
Q9	Overall rating	64.54%	26.69%	8.76%	0%	100%
Overall percentage of Student feedback		53.74%	35.15%	11.11%	0%	100%

Duly filled Student feedback forms of 251 students of B.A., B.Sc., B. Com., M.A. (History, English, Hindi) for the session 2020-21 have been collected offline as well as online through Google form. Results of feedback reveals that 53.74 % students rated the program 'very good', 35.15 % rated it 'good', 11.11% rated it 'satisfactory' and no one finds it 'unsatisfactory'. However, the college is consistently working for improvement.



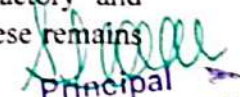

 Principal
 Chandrapal dadsena Govt.
 College Pithora
 (C.G.)

Students' Overall Rating for the teachers

Q. No.	Parameters	Very Good	Good	Satisfactory	Unsatisfactory	Total
Q1	Knowledge base of the teacher (as perceived by student)	58.86%	30%	11.14%	0%	100%
Q2	Communication Skills (in terms of articulation and comprehensibility)	56.86%	33.14%	10%	0%	100%
Q3	Sincerity / Commitment of the teacher	52.29%	35.14%	12.57%	0%	100%
Q4	Interest generated by the teacher	58%	33.43%	8.57%	0%	100%
Q5	Ability to integrate course material with environment/other issues, to provide a broader perspective	52.58%	38%	9.42%	0%	100%
Q6	Ability to integrate content with other courses	53.16%	36%	10.85%	0%	100%
Q7	Accessibility of the teacher in and out of the class (includes availability of the teacher to motivate further study and discussion outside class)	51.72%	36.86%	11.42%	0%	100%
Q8	Ability to design quizzes/Tests/ assignments/ examinations and projects to evaluate students understanding of the course	50%	38.58%	11.42%	0%	100%
Q9	Overall rating	64%	28.58%	7.42%	0%	100%
Overall percentage of Students' feedback		52.27%	34.41%	10.32%	0%	100%

In Students' feedback for teachers, results of feedback reveal that students rated all the teachers 'satisfactory' and above. In teaching skills of teachers 52.27% of students rated 'very good' 34.41% rated it 'good', 10.32% rated it 'satisfactory' and no one finds it 'unsatisfactory' and students are also satisfied with the online teaching of the faculties. However, these remains always a scope for improvement and college always works for it.




 Principal
 Chandrapal Dadsena Govt.
 College Pithora
 Distt. Mahasamund (C.G.)

Teachers' Overall Rating for the program

Q. No.	Parameters	Very Good	Good	Satisfactory	Unsatisfactory	Total
Q1	Depth of the course content including project work, if any	20%	46.67%	33.33%	0%	100%
Q2	Extent of coverage of course	46.67%	46.67%	6.67%	0%	100%
Q3	Applicability / relevance to real life situations	46.67%	46.67%	6.67%	0%	100%
Q4	Learning value (in terms of knowledge, concepts, manual skills, and analytical abilities and broadening perspectives)	33.33%	53.33%	13.33%	0%	100%
Q5	Clarity and relevance of textual reading material	33.33%	53.33%	13.33%	0%	100%
Q6	Relevance of additional source material (online/library)	40%	40%	20%	0%	100%
Q7	Extent of effort required by students	26.67%	53.33%	20%	0%	100%
Q8	Provision of sufficient time for feedback	26.67%	46.67%	26.67%	0%	100%
Q9	Overall rating	33.33%	46.67%	20%	0%	100%
Overall percentage of Teachers' feedback		34.07%	48.15%	17.78%	0%	100%

Duly filled Teachers' feedback forms from 15 teachers of B.A., B.Sc., B. Com., M.A. (History, English, Hindi) Program for the session 2020-21 have been collected offline. Results of feedback reveals that 34.07 % teachers believe that program is 'very good', 48.15% find it 'good', 17.78% find it 'satisfactory' and no one finds it 'unsatisfactory'.



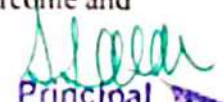

 Principal
 Chandrapal dadsena Govt.
 College Pithora
 Distt-Mahasamund(C.G.)

Parents' Feedback Overall Rating

Q. No.	Parameters	Very Good	Good	Satisfactory	Unsatisfactory	Total
Q1	Guidance provided by the teachers for exam preparation	27.52%	47.65%	22.81%	2.01%	100%
Q2	Contribution of the college in the personality development of the students	22.82%	45.64%	27.52%	4.02%	100%
Q3	Interest taken by the college management in solving your problems	19.47%	37.58%	38.93%	4.02%	100%
Q4	The College environment for competitive exams	18.13%	41.61%	34.22%	6.04%	100%
Q5	The Level of the teacher-student relationship	21.48%	53.70%	22.14%	2.68%	100%
Q6	The Standard of syllabus prescribed for different classes	23.49%	48.99%	26.85%	0.67%	100%
Q7	The college's response to your complaints	16.11%	31.55%	47.65%	4.69%	100%
Q8	The level of teaching of the professors	23.50%	48.32%	26.17%	2.01%	100%
Q9	Level of personal relationship of the professors with the students	19.47%	53.69%	24.16%	2.68%	100%
Q10	The status of the college in terms of modern education tools	18.80%	36.91%	37.58%	6.71%	100%
Overall percentage of Parents' feedback		21.07%	44.56%	30.81%	3.56%	100%

Duly filled Parents' feedback forms from 149 Parents for the session 2020-21 have been collected online. Results of feedback reveals that 21.07 % parents rated it 'very good', 44.56% find it 'good', 30.81% find it 'satisfactory' and 3.56% find it 'unsatisfactory'. 3.56% of parents who find it unsatisfactory, rated 'unsatisfactory' due to covid 19 epidemic less interaction between college administration and parents and college is trying its level best to overcome and solving the matters arose during Covid19.




 Principal
 Chandrapal dadsena Govt.
 College Pithora
 Dist. Mahasamund (C.G.)

Alumni's Feedback Overall Rating

Q. No.	Parameters	Excellent	Very Good	Good	Satisfactory	Unsatisfactory	Total
Q1	Your experience regarding learning in this college	52.17%	34.78%	8.70%	4.35%	0%	100%
Q2	Standard of education system in the college	43.48%	43.48%	8.70%	4.35%	0%	100%
Q3	How was the college management	56.52%	34.78%	4.35%	4.35%	0%	100%
Q4	The level of guidance from the professors	65.22%	26.09%	4.35%	4.35%	0%	100%
Q5	Experience with practical work and laboratory staff in the college	34.78%	43.48%	21.74%	0%	0%	100%
Q6	Level of sports system in the college	47.83%	34.78%	17.39%	0%	0%	100%
Q7	Level of improvement in the educational system of the college in the present time as compared to the past	52.17%	30.43%	13.04%	4.35%	0%	100%
Q8	What was the level of cultural activities in the college	47.83%	43.48%	8.70%	0%	0%	100%
Q9	What was the role of the college in the development of moral values	52.17%	34.78%	13.04%	0%	0%	100%
Q10	How was the behaviour of the professors towards the students	65.22%	34.78%	0%	0%	0%	100%
Overall percentage of Alumni's feedback		51.74%	36.09%	10%	2.17%	0%	100

Duly filled Alumni's feedback forms from 23 Alumni for the session 2020-21 have been collected online. All the alumni feel proud as the students of this college. Results of feedback reveals that 51.74% alumni rated it 'Excellent', 36.09% find it 'very good', 10% find it 'good', 2.17% find it 'satisfactory' and no one finds it 'unsatisfactory'. Their suggestions are always welcomed & college is consistently working for improvement.

[Signature]
Principal

Chandrapal dadsena Govt. College Pithora
Mabhasamund(C.G.)



Employer's Feedback Overall Rating


Q. No.	Parameters	Very Good	Good	Satisfactory	Unsatisfactory	Total
Q1	Working level of the employee	66.67%	33.33%	0%	0%	100%
Q2	Discipline level of the employee	66.67%	33.33%	0%	0%	100%
Q3	Behavior of the employee with his/her colleagues	66.67%	33.33%	0%	0%	100%
Q4	Does the employee use his ability/skills in the interest of the organization	100%	0%	0%	0%	100%
Q5	Are the tasks assigned to the employee completed within the time limit	66.67%	33.33%	0%	0%	100%
Q6	Level of use of modern technologies by the employee	66.67%	33.33%	0%	0%	100%
Q7	Employee's level of loyalty to towards the organization	33.33%	66.67%	0%	0%	100%
Q8	Level of employee's ethics/morality	66.67%	33.33%	0%	0%	100%
Q9	Employee's attitude towards the problems that arise	66.67%	33.33%	0%	0%	100%
Q10	Personality of the employee	66.67%	33.33%	0%	0%	100%
Overall percentage of Employer's feedback		66.67%	33.33%	0%	0%	100%

Duly filled Employers' feedback forms for the session 2021-22 have been collected online. All the employers are satisfied with their employees (students of this college) in terms of their skills, behaviour, performance, personality, loyalty, moral & ethics. Results of feedback reveals that 66.67 % employers rated it 'very good', 33.33% find it 'good', and no one finds it 'satisfactory' and 'unsatisfactory'. college is consistently working for overall improvement of the present batches.

Action Taken by Feedback Committee

The feedback has been taken from students for their respective courses and faculties, parents, alumni, & employer. Suggestions and problems discussed in staff council meeting. Problem and suggestion have been resolved through proper discussion and actions were taken for betterment. In staff council meeting feedback of faculties and their performance were discussed. All faculties were advised to conduct extra classes and try to resolve the difficulties of students and modify teaching styles as per the present needs.




 Principal
 Chandrapal Dadsena Govt. College
 Pithora
 Distt-Mahasamund(C.G.)